



BOEN

Hardwood flooring in the bathroom

YOUR STYLE · YOUR FLOOR



BOEN HARDWOOD FLOORING FOR RELAXING BATHROOMS

The time when bathrooms were primarily a functional space is long gone. Thankfully. Today's bathrooms are also places of relaxation and enjoyment. With hardwood flooring, you can turn your bathroom into a luxurious oasis and make it a place where you look forward to taking a break from the hustle and bustle of everyday life.

Modern bathrooms can transform aspects of our daily routines into little highlights, giving you a sense of true wellness after you've finished work, whether under a rainfall shower or in a fragrant bath. And even if your bathroom is just a few square metres in size, you can still create a wonderful, personalised spa area from your former 'wet room'. All you need are the right materials.

High-quality wood floors can play a key role in lending expression here. After all, they enchant the senses and give a bathroom a unique atmosphere redolent with cosiness, naturalness and style. Combined with tiles or natural stone, fittings and bathroom ceramics, an exciting contrast is formed in an oasis of wellness that has a luxury feel.

An authentic spa feel – with wooden floors

Hardwood flooring in the bathroom not only exudes a sense of relaxed elegance and a natural, atmospheric look, but open-pored wooden floors that are bonded to the substrate properly are the right choice in this room for many other reasons as well. They are naturally antibacterial and the oiled surface provides a wonderful feel and pleasant sensation underfoot, as well as in the room.

Wood types that react only minimally to moisture, i.e. expand or contract very little when there are changes in humidity, are particularly well suited to the bathroom area. Such woods include e.g. oak or smoked oak. The grading should also be a calmer one so that water cannot penetrate into the wood via cracks or larger knots.



Wood in the bathroom:
naturally beautiful. And
much less complicated
than you might think.



Water and wood? What you need to bear in mind:

Hardwood flooring is always the right choice, even for spaces that you might initially think them unsuitable, such as wet rooms. This is because the surfaces of the wooden floors that are perfect for use here are pre-treated with oil.

In contrast to lacquer, it does not close the pores but penetrates deep into the wood, protecting it from liquids. At the same time, it allows the wood to 'breathe'.

Once the wood floor in the bathroom has been glued to the substrate across the entire surface, the edges and around sanitaryware should be sealed by the hardwood flooring specialist using a permanently elastic joint and the whole floor oiled again, for example with BOEN Live Natural Oil. This ensures that the joints are also protected from water penetration.



WATER DROPLET TEST

Is the bathroom floor still well protected against water or does it need to be re-oiled? The best way to find out is a water droplet test: simply allow a drop of water to fall onto the oiled hardwood floor. If the droplet remains sitting on the surface, all is well with the floor. However, if it gets quickly absorbed into the wood, the floor needs to be re-oiled, using e.g. Oil Freshen Up from BOEN. You can either do this yourself or get your flooring installer to do it for you.





HARDWOOD FLOORING IN THE BATHROOM FIVE TIPS

- ▶ Ensure a pleasant climate in the room with a room temperature of between 20 and 22 degrees and at least 35 to 45% humidity during heating periods.
- ▶ Air the room regularly and thoroughly, especially after showering and bathing.
- ▶ Wipe any puddles of water up quickly, particularly soapy water e.g. from bubble bath.
- ▶ With underfloor heating, the surface temperature should not exceed 29 degrees.
- ▶ Regularly check the oil saturation of the surface using the water droplet test.

Hardwood flooring and underfloor heating?

Simple, full of character and utterly beautiful: a wood floor in the bathroom exudes a warmth that is incomparable. And you can heighten this effect by installing underfloor heating underneath the hardwood floor. Wood has good thermal conductivity, which means that the flow of heat is not hindered.

Underfloor heating like this has many advantages. For example, the climate of rooms with underfloor heating is generally more even than in rooms with radiators. One important thing to remember is that the hardwood floor must be bonded well to the underfloor heating.



Caring for hardwood flooring in the bathroom

Wooden floors in the bathroom are easy to care for, provided their oil protection is regularly checked and renewed. Only standing moisture, such as from soapy water, should be avoided. Any water spilled on the floor should be mopped up as quickly as possible.

For normal cleaning, removing dust and dirt using a mop, broom or vacuum cleaner is sufficient.

For damp cleaning, we recommend BOEN Floor Soap. This will preserve the natural silky matt sheen of the floor for many years.

Stains or minor damage can be carefully sanded out and re-oiled using Boen Live Natural oil. Regular maintenance with Oil Freshen up from Boen will protect the floor well against scratches or damage.

Floors oiled with BOEN Live Natural

Live Natural is a natural oil based on valuable ingredients such as sunflower, thistle and soybean oil as well as natural waxes.

It produces no emissions that are harmful for either humans or nature.

Applying this natural oil twice ensures that it can penetrate deeply into the wood. The pores of the wood are saturated and drying takes place naturally in the air as part of the Air-Plus-Process. This gives the floor excellent protective characteristics when it comes to liquids.




Our floors for bathrooms

Beautiful but demanding. Certain aspects need to be taken into consideration when opting for hardwood flooring in the bathroom. For example, the wood should be free of knots and cracks and not every type of wood is suitable for wet rooms. This is why we recommend these elegant, calm oak floors from our broad range.


OILED OAK FLOORS




Oak




Oak white



Oak Coral




Oak Sand




*Oak Grey Pepper**



Oak Semi smoked



Oak Semi smoked white



Oak Smoked

* *Oak Grey Pepper: Not recommended in Chaletino planks.*

Our formats

Bathrooms vary in size, layout and of course individual style. BOEN offers an attractive selection of 3-layer hardwood floors to ensure the greatest possible flexibility when it comes to formats.



3-layer hardwood floors

-  PLANK 138
14 x 138 x 2200 MM
-  PLANK 181
14 x 181 x 2200 MM
-  PLANK CASTLE
14 x 209 x 2200 MM
-  CHALETINO
15 x 300 x 2750 MM





Visit one of our showrooms or our digital showroom.

Experience what your new floor will look like in your room. Play with alternatives in our digital showroom. Find your dream floor on boen.com now.

BOEN Main Office

Bauwerk Group AS
4658 Tveit, Norway
Phone: +47 38 06 66 00

Region: Scandinavia

Bauwerk Group Norge AS
4658 Tveit, Norway
Phone: +47 38 06 66 00

Region: Western Europe

BOEN Parkett Deutschland
GmbH & Co. KG
Papenkamp 2-6, 23879 Mölln,
Deutschland
Phone: +49 4542 8003 0

Regions: Central and Eastern Europe

UAB Bauwerk Group Lietuva
Šiltnamių g. 6, 21411 Kietaviškės,
Elektrėnų sav. Lithuania
Phone: +370 686 55155

Region: France

BOEN Service Commercial France
1, Place de l'Abattoir
F - 67190 Mutzig
Phone: +33 3 88 99 36 45

Regions: UK, Republic of Ireland

Bauwerk Group UK Ltd
320-322 Beech Drive,
Hartlebury Trading Estate,
Hartlebury, Worcestershire, DY10 4JB
Phone: +44 (0) 800 652 5280

Regions: USA and Canada

Bauwerk Group North America Inc.
1156 Pelican Bay Drive
Daytona Beach, FL 32119
Toll free: +1 877 638 3078

Region: Asia

Bauwerk Group Asia Ltd
Unit 1302D, 13/F Block B,
Seaview Estate, 4-6 Watson Road,
North Point, Hong Kong
Phone: +852 2367 1000 / 1012